

Shareholding Pattern

Introductory sub-table (I)(a)

Name of the Company: **CALS REFINERIES LIMITED**

Scrip Code, Name of the scrip, class of security: **526652**

Period as on: **30.09.2015**


Partly paid-up shares:-	No. of partly paid-up shares	As a % of total no. of partly paid-up shares	As a % of total no. of shares of the company
Held by promoter/promoter group	0	0	0
Held by public	0	0	0
	0	0	0
Total - D	0	0	0

Outstanding convertible securities:-	No. of outstanding securities	As a % of total no. of outstanding convertible securities	As a % of total no. of shares of the company, assuming full conversion of the convertible securities
Held by promoter/promoter group	0	0	0
Held by public	0	0	0
	0	0	0
Total - E	0	0	0

Warrants:-	No. of warrants	As a % of total no. of warrants	As a % of total no. of shares of the company, assuming full conversion of warrants
Held by promoter/promoter group	0	0	0
Held by public	0	0	0
	0	0	0
Total - F	0	0	0



Total paid-up capital of the company, assuming full conversion of warrants and convertible securities

8293963100




Statement Showing Shareholding Pattern- 30.09.2015

Category code	Category of Shareholder	Number of Shareholders	Table (I)(a)		Total shareholding as a percentage of total number of shares		Shares Pledged or otherwise encumbered	
			Total number of shares	Number of shares held in dematerialized form	As a percentage of (A+B) ¹	As a percentage of (A+B+C)	Number of shares	As a percentage
(I)	(II)	(III)	(IV)	(V)	(VI)	(VII)	(VIII)	(IX)= (VIII)/(IV)*100
(A)	Shareholding of Promoter and Promoter Group ²							
1	Indian							
(a)	Individuals/ Hindu Undivided Family	0	0	0	0.0000	0.0000	0	0.00
(b)	Central Government/ State Government(s)	0	0	0	0.0000	0.0000	0	0.00
(c)	Bodies Corporate	1	233196000	233196000	3.1486	2.8116	0	0.00
(d)	Financial Institutions/ Banks	0	0	0	0.0000	0.0000	0	0.00
(e)	Any Others(Specify)	0	0	0	0.0000	0.0000	0	0.00
	Sub Total(A)(1)	1	233196000	233196000	3.1486	2.8116	0	0.00
2	Foreign							
(a)	Individuals (Non-Residents Individuals/ Foreign Individuals)	1	1110000000	1110000000	14.9870	13.3832	0	0.00
(b)	Bodies Corporate	0	0	0	0.0000	0.0000	0	0.00
(c)	Institutions	0	0	0	0.0000	0.0000	0	0.00
(d)	Qualified Foreign Investor	0	0	0	0.0000	0.0000	0	0.00
(e)	Any Others(Specify)	0	0	0	0.0000	0.0000	0	0.00
	Sub Total(A)(2)	1	1110000000	1110000000	14.9870	13.3832	0	0.00
	Total Shareholding of Promoter and Promoter Group (A)=(A)(1)+(A)(2)	2	1343196000	1343196000	18.1356	16.1949	0	0.00
(B)	Public shareholding							
1	Institutions							
(a)	Mutual Funds/ UTI	5	112000	0	0.0015	0.0014	0.00	0.00
(b)	Financial Institutions / Banks	3	178000	100000	0.0024	0.0021	0.00	0.00
(c)	Central Government/ State Government(s)	0	0	0	0.0000	0.0000	0.00	0.00
(d)	Venture Capital Funds	0	0	0	0.0000	0.0000	0.00	0.00
(e)	Insurance Companies	0	0	0	0.0000	0.0000	0.00	0.00
(f)	Foreign Institutional Investors	1	10	10	0.0000	0.0000	0.00	0.00
(g)	Foreign Venture Capital Investors	0	0	0	0.0000	0.0000	0.00	0.00
(h)	Qualified Foreign Investor	0	0	0	0.0000	0.0000	0.00	0.00
(h-i)		0	0	0	0.0000	0.0000	0.00	0.00
(h-ii)		0	0	0	0.0000	0.0000	0.00	0.00
	Sub-Total (B)(1)	9	290010	100010	0.0039	0.0035	0.00	0.00
B 2	Non-institutions							
(a)	Bodies Corporate	1027	447950831	447793831	6.0481	5.4009	0.00	0.00
	Individuals							
i	Individuals -i. Individual shareholders holding nominal share capital up to Rs 1 lakh	172590	2273362434	2260905578	30.6945	27.4098	0.00	0.00
ii	Individual shareholders holding nominal share capital in excess of Rs. 1 lakh.	7634	3049780539	3046134080	41.1775	36.7711	0.00	0.00
(c)	Qualified Foreign Investor	0	0	0	0.0000	0.0000	0.00	0.00
(d)	Any Others(Specify)	0	0	0	0.0000	0.0000	0.00	0.00
(i)	Trust & Foundations	5	133000	133000	0.0018	0.0016	0.00	0.00
(ii)	Cooperative Societies	0	0	0	0.0000	0.0000	0.00	0.00
(iii)	Educational institution	0	0	0	0.0000	0.0000	0.00	0.00
(iv)	Non Resident Individuals	688	170943736	170937736	2.3080	2.0611	0.00	0.00
(v)	Foreign Companies	1	120767100	0	1.6306	1.4561	0.00	0.00
(vi)	OCB	0	0	0	0.0000	0.0000	0.00	0.00
	Sub-Total (B)(2)	181945	6062937640	5925904225	81.8605	73.1006	0.00	0.00
(B)	Total Public Shareholding (B)=(B)(1)+(B)(2)	181954	6063227650	5926004235	81.8644	73.1041	0.00	0.00
	TOTAL (A)+(B)	181956	7406423650	7269200235	100.0000	89.2990	0.00	0.00
(C)	Shares held by Custodians and against which Depository Receipts have been issued							
1	Promoter and Promoter Group	0		0	0.0000	0.0000	0.00	0.00
2	Public	1	887539450	887539450	0.0000	10.7010	0.00	0.00
	Sub-Total (C)	1	887539450	887539450	0.0000	10.7010	0.00	0.00
	GRAND TOTAL (A)+(B)+(C)	181957	8293963100	8156739685	100.0000	100.0000	0.00	0.00


(I)(b) Statement showing holding of securities (including shares, warrants, convertible securities) of persons belonging to the category "Promoter and Promoter Group", as on 30.09.2015

Sr. No.	Name of the shareholder	Details of Shares held		Encumbered shares (*)			Details of warrants		Details of convertible securities		Total shares (including underlying shares assuming full conversion of warrants and convertible securities) as a % of diluted share capital
		Number of shares held	As a % of grand total (A)+(B)+(C)	No.	As a percentage	As a % of grand total (A)+(B)+(C) of sub-clause (I)(a)	Number of warrants held	As a % total number of warrants of the same class	Number of convertible securities held	As a % total number of convertible securities of the same class	
(I)	(II)	(III)	(IV)	(V)	(VI)=(V)/(III)*100	(VII)	(VIII)	(IX)	(X)	(XI)	(XII)
1	Gagan Deep Kumar Rastogi	1110000000	13.3832	0	0.00	0.00	0	0.00	0	0.00	0.00
2	Nyra Holdings Pvt. Ltd.	233196000	2.8116	0	0.00	0.00	0	0.00	0	0.00	0.00
TOTAL		1343196000	16.1949	0	0.00	0.00	0	0	0	0	0.00



(I)(c)(i) Statement showing holding of securities (including shares, warrants, convertible securities) of persons belonging to the category "Public" and holding more than 1% of the total number of shares, as on 30.09.2015


Sr. No.	Name of the shareholder	Number of shares held	Shares as a percentage of total number of shares {i.e., Grand Total (A)+(B)+(C) indicated in Statement at para (I)(a) above}	Details of warrants		Details of convertible securities		Total shares (including underlying shares assuming full conversion of warrants and convertible securities) as a % of diluted share capital
				Number of warrants held	As a % total number of warrants of the same class	Number of convertible securities held	% w.r.t total number of convertible securities of the same class	
1	Abboro Limited	120767100	1.4561	0	0	0	0	0.00
TOTAL		120767100	1.4561	0	0	0	0	0.00



(I)(c)(ii) Statement showing holding of securities (including shares, warrants, convertible securities) of persons (together with PAC) belonging to the category "Public" and holding more than 5% of the total number of shares of the company, as on 30.09.2015

Sr. No.	Name(s) of the shareholder(s) and the Persons Acting in Concert (PAC) with them	Number of shares	Shares as a percentage of total number of shares {i.e., Grand Total (A)+(B)+(C) indicated in Statement at para (I)(a) above}	Details of warrants		Details of convertible securities		Total shares (including underlying shares assuming full conversion of warrants and convertible securities) as a % of diluted share capital
				Number of warrants	As a % total number of warrants of the same class	Number of convertible securities held	% w.r.t total number of convertible securities of the same class	
Total		0	0.00	0	0.00	0	0.00	0


[Handwritten Signature]



CILS REFINERIES LTD.
New Delhi

(I)(d) Statement showing details of locked-in shares, as on 30.09.2015


Sr. No.	Name of the shareholder	Number of locked-in shares	Locked-in shares as a percentage of total number of shares {i.e., Grand Total (A)+(B)+(C) indicated in Statement at para (I)(a) above}
TOTAL			



**Statement showing details of Depository Receipts (DRs), as on
(II)(a) 30.09.2015**

Sr. No.	Type of outstanding DR (ADRs, GDRs, SDRs, etc.)	Number of outstanding DRs	Number of shares underlying outstanding DRs	Shares underlying outstanding DRs as a percentage of total number of shares {i.e., Grand Total (A)+(B)+(C) indicated in Statement at para (I)(a) above}
1	Global Depository Receipts (GDRs)	17750789	887539450	10.7010
TOTAL		17750789	887539450	10.7010


For



(II)(b) Statement showing holding of Depository Receipts (DRs), where underlying shares held by "promoter/promoter group" are in excess of 1% of the total number of shares as on 30.09.2015

Sr. No	Name of the DR Holder	Type of outstanding DR (ADRs, GDRs, SDRs, etc.)	Number of shares underlying outstanding DRs	Shares underlying outstanding DRs as a percentage of total number of shares {i.e., Grand Total (A)+(B)+(C) indicated in Statement at para (I)(a) above}
1		0	0	0.0000
TOTAL			0	0.0000

[Handwritten Signature]



(III) (a) Statement showing the voting pattern of shareholders, if more than one class of shares/securities is issued by the issuer

Category code (I)	Category of Shareholders (II)	Number of Voting rights held in each class of securities			Total Voting Rights (III+IV+V)	Total Voting Rights (VI)	
		Class X (III)	Class Y (IV)	Class Z (V)		As a % of (A+B) (VII)	As a % of (A+B) (VIII)
(A)	Promoter and Promoter Group						
1	Indian (A1)						
2	Foreign (A2)						
	Total (A1)+ (A2)	N.A	N.A	N.A	N.A	N.A	N.A
(B)	Public Shareholding						
1	Institution (B1)						
2	Non Institutions (B2)						
	Total (B1)+ (B2)	N.A	N.A	N.A	N.A	N.A	N.A
	Total (A) + (B)	N.A	N.A	N.A	N.A	N.A	N.A
(C)	Shares held by custodian against which depository receipts have been issued						
1	Promoter and Promoter Group (C1)						
2	Public (C2)						
	Total (C1)+ (C2)	N.A	N.A	N.A	N.A	N.A	N.A
	Grand Total (A) +(B)+(C)	N.A	N.A	N.A	N.A	N.A	N.A



Notes

A series of horizontal lines for writing notes, with a large diagonal line drawn across the entire section from the bottom-left to the top-right.

